



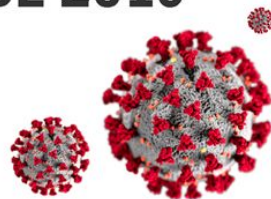
ethnē health

COVID-19 Informational
Community Meeting
No. 5

April 13, 2020

CORONAVIRUS DISEASE 2019

COVID-19


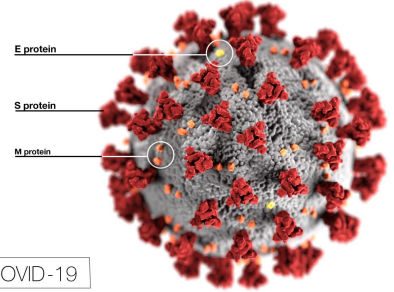


Meeting Agenda

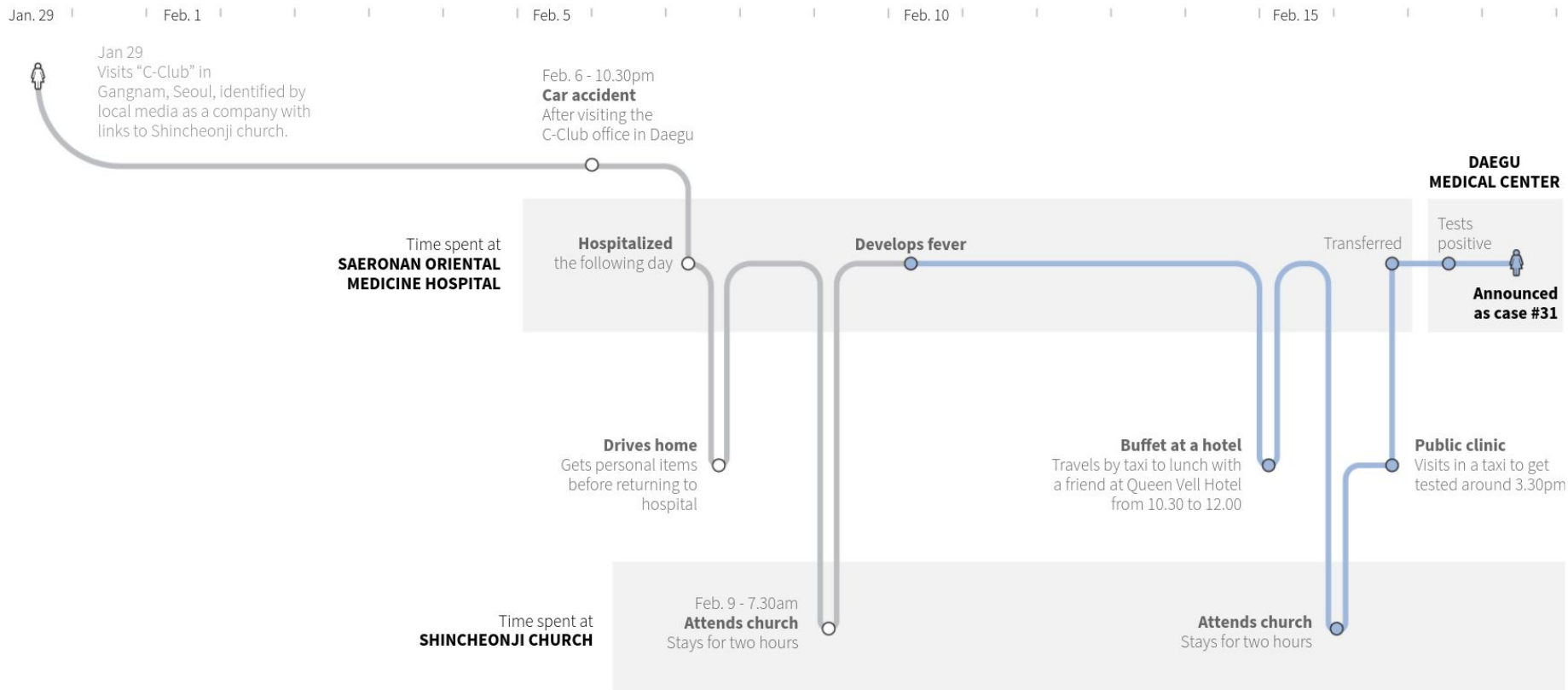
- Patient 31, 5 mins
- Clarkston COVID Testing Drive, 15 min.
- Needs Assessment, 10 min
- Report from the City, 10 min.
- Audience Q&A, 15 min.

Patient 31

- 61 yo woman
- Tested positive Feb. 18, 2020
- South Korea: 39 known cases




Patient 31



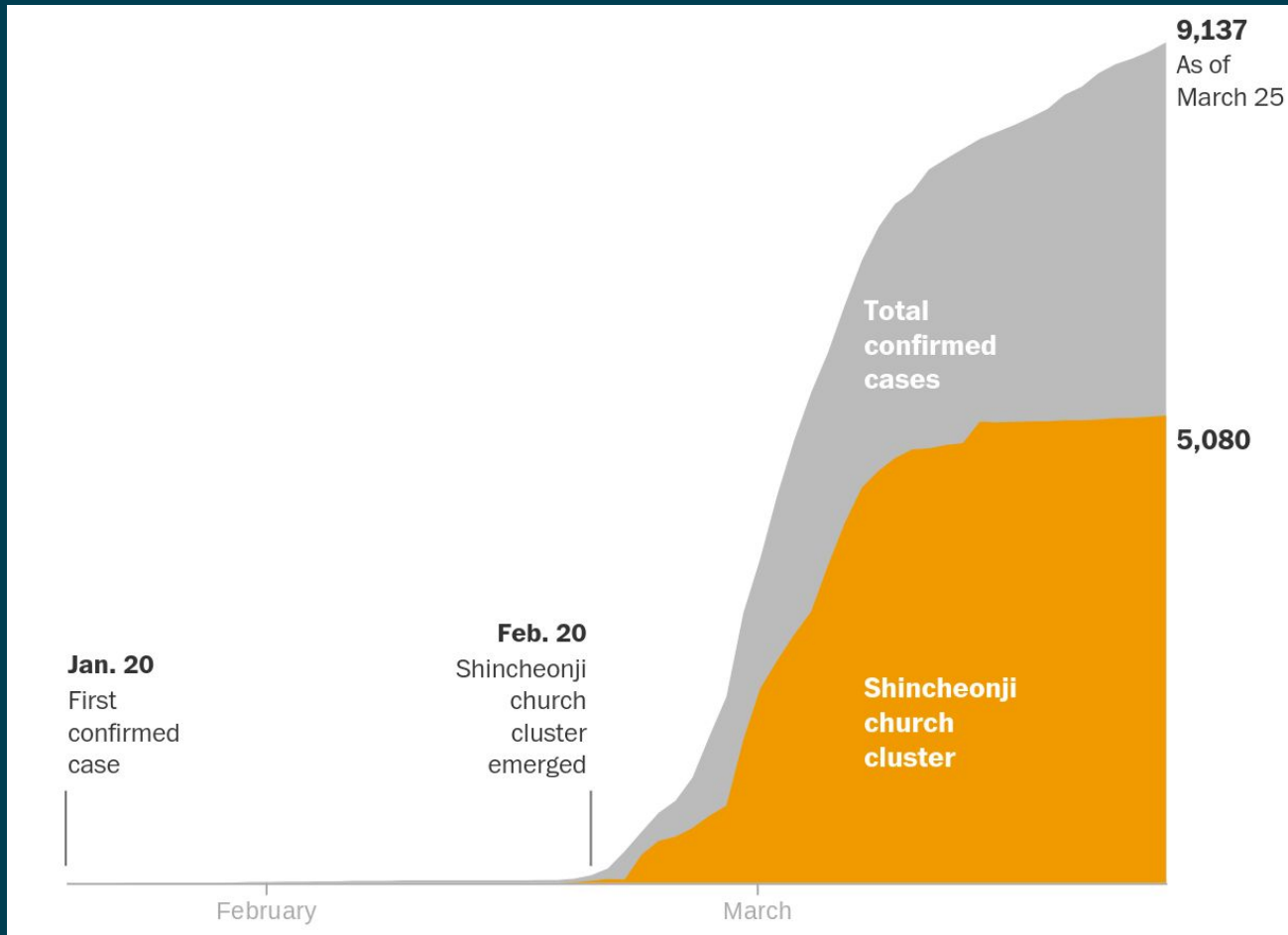
Patient 31

March 25: 9,137 cases in South Korea

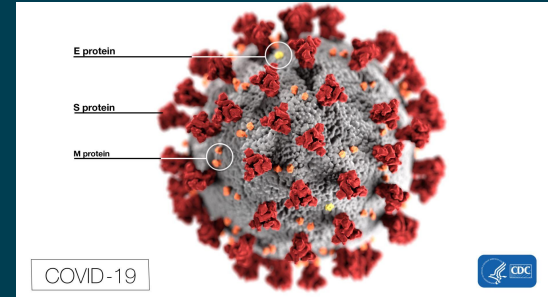
- One month later
- Cluster at the Shincheonji church accounted for 5,080 confirmed cases of COVID-19.



Patient 31



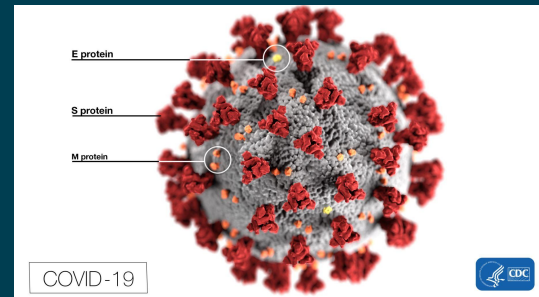
Ethne Update



National - 585,391 confirmed cases, 23,524 deaths (4.01%)
1 week ago - 366,880 confirmed cases, 10,866 deaths (2.96%)
2 week ago - 160,881 confirmed cases, 2,975 deaths (1.85%)
3 weeks ago - 43,666 confirmed cases, 533 deaths (1.22%)
4 weeks ago - 4,032 confirmed cases, 79 deaths (1.96%)

Georgia- 13,621 confirmed cases, 464 deaths (3.48%)
1 week ago - 7,558 confirmed cases, 294 deaths (3.89%)
2 weeks ago - 3,032 confirmed cases, 102 deaths (3.36%)
3 weeks ago - 800 confirmed cases, 26 deaths (3.25%)
4 weeks ago - 121 confirmed cases, 1 death (0.82%)

Ethne Update



- Testing at GA Tech by appt (Monday-Sunday)- up to a 1000 tests/day, results within 30 minutes: (mixed response)
<https://www.cvs.com/minuteclinic/covid-19-testing>
- EVERYONE is contributing and partnering together
 - Sagal Radio, resettlement agencies, nonprofits, local companies
- Increasing response from government (local, state and national)
- DeKalb County and Clarkston have shelter-in-place orders
- Increasing hospital capacity- minimizing elective procedures

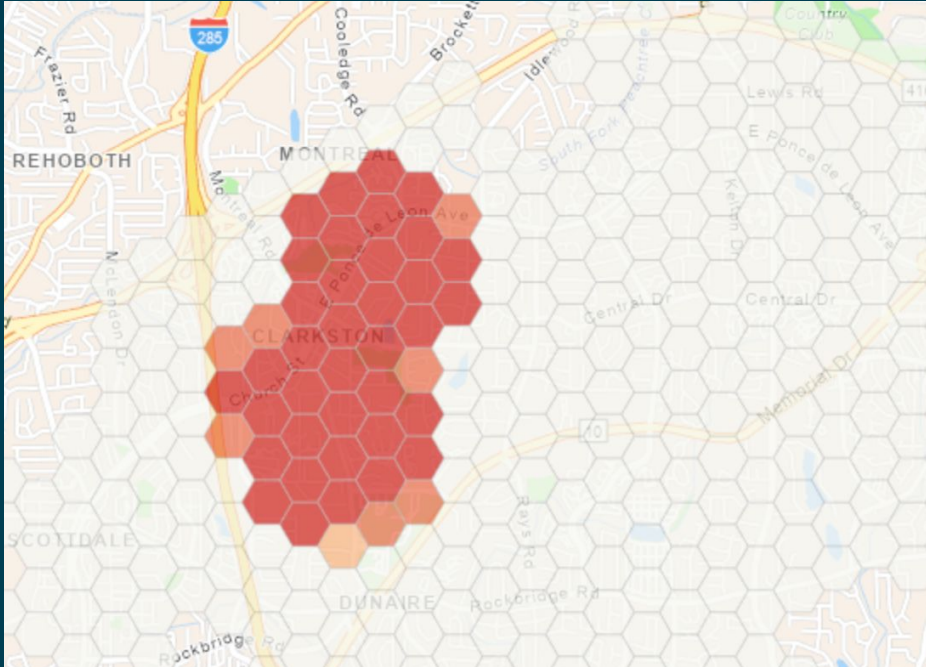
Clarkston COVID Testing Drive

Total	
Positives (total)	39
Total tested	195
Positives (%)	20.00%
Total Male (%)	48.72%
Total Female (%)	51.28%
Total 0-19 years old (%)	2.56%
Total 20-39 years old (%)	44.62%
Total 40-59 years old (%)	40.51%
Total 60-79 years old (%)	12.31%

Positives	
Female (%)	53.85%
Male (%)	46.15%
0-19 years old (%)	0.00%
20-39 years old (%)	61.54%
40-59 years old (%)	20.51%
60-79 years old (%)	17.95%

In 30021	
Total tested from 30021	94
Positive from 30021	23
% Positive of 30021 tested	24.47%
0-19 years old (%)	0.00%
20-39 years old (%)	60.87%
40-59 years old (%)	21.74%
60-79 years old (%)	17.39%

Clarkston COVID



*Most of Clarkston is a hot zone for COVID activity

Clarkston Needs Assessment



https://gsu.qualtrics.com/jfe/form/SV_6JAEKMZKCPqcjC5

City of Clarkston



Audience Q&A